

Scaled data based on original data using
LM-79-08 Approved Method: Electrical and Photometric Measurements of Solid-
State Lighting Products

Test Report Prepared for
Cooper Lighting Solutions
(formerly Eaton)

Brand: McGRAW-EDISON

Report Number: P227406

Luminaire Tested: **ISW-AF-600-LED-E1-RW-8030-ULG**

Issue Date: 3/3/2020

Test Information

Test Method: LM-79-08
Report Number: P227406
TEST IS SCALED FROM IESNA LM-79-08 TEST DATA (P29767)-DOWNLIGHT AND
Test Lab: INNOVATION CENTER-P2
Issue Date: 3/3/2020
Manufacturer: COOPER LIGHTING SOLUTIONS (FORMERLY EATON)
Product Line: MCGRAW-EDISON
Catalog Number: ISW-AF-600-LED-E1-RW-8030-ULG
Description: IMPACT ELITE LED WEDGE LUMINAIRE WITH UPLIGHT
LIGHT SQUARE WITH ACCULED OPTICS-RECTANGULAR WIDE TYPE I, WITH UPLIGHT
GLOW
Light Source: (16) 3000K CCT, 80 CRI LEDs and (1) UPLIGHT LED
Ballast/Driver: ELECTRONIC DRIVER

Summary

Lumens per Lamp: N/A
Luminaire Lumens: 5031.2 lumens
Efficiency: N/A
Efficacy: 99.8 lumens/watt
Luminous Opening: Rectangular w/ Sides (W: 0.5' x L: 0.5' x H: 0.54')
IES Classification: Type II - Medium - Non-Cutoff
BUG Rating: B2 - U5 - G2

Input Watts (W): 50.4
Input Voltage (V): 120
Input Current (Ain): NR
Voltage Rise (V): NR
Power Factor: NR
Total Harmonic Distortion (THDi): NR
Frequency (hertz): 60
Stabilization Time: NR
Operation Time: NR
Ambient Temperature (°C): NR
Test Distance: 25 FT

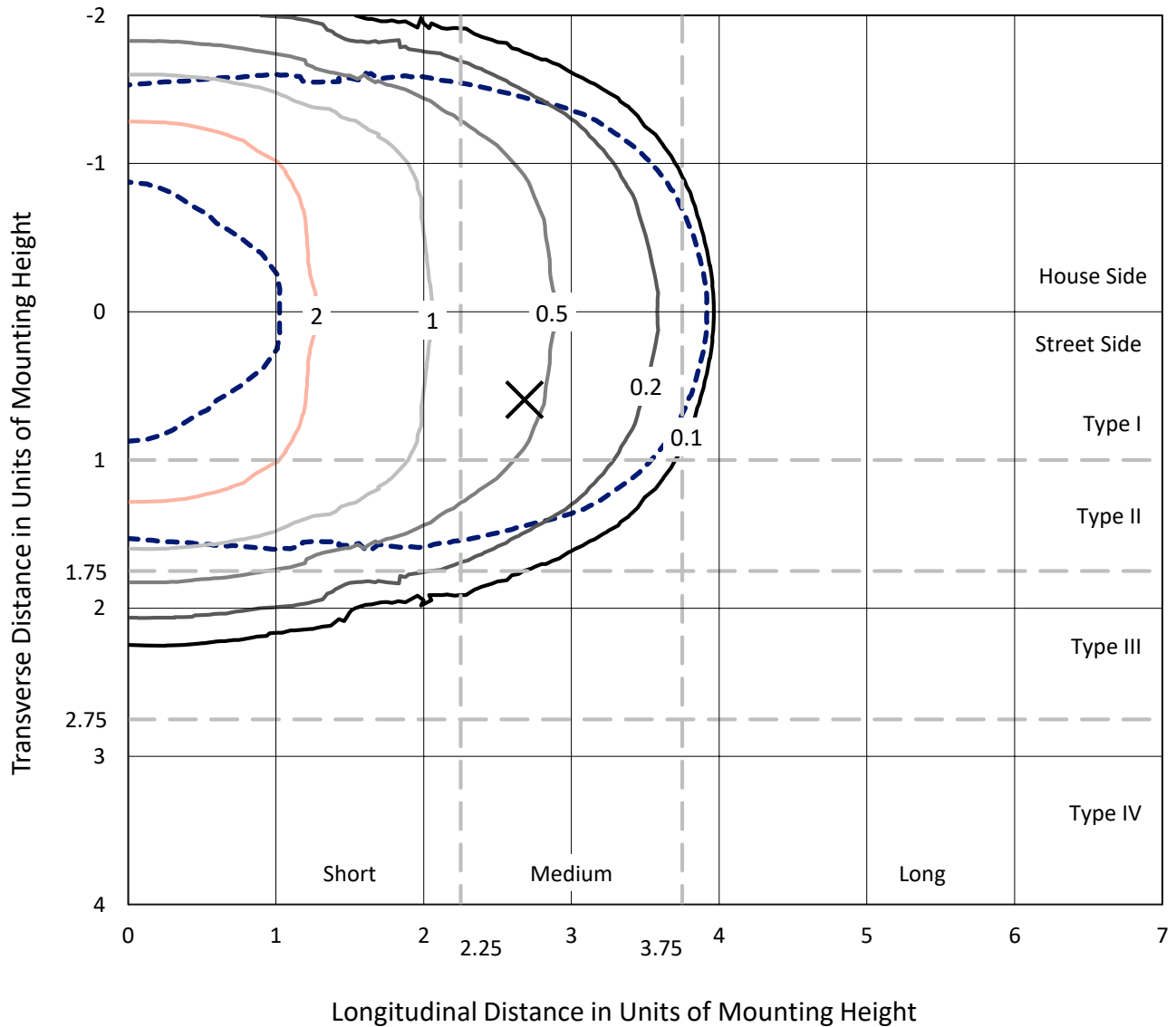


REPORT NUMBER: P227406

CATALOG NUMBER: ISW-AF-600-LED-E1-RW-8030-ULG

Iso-Footcandle Lines of Horizontal Illumination

× Max cd
 - - - 1/2 Max cd

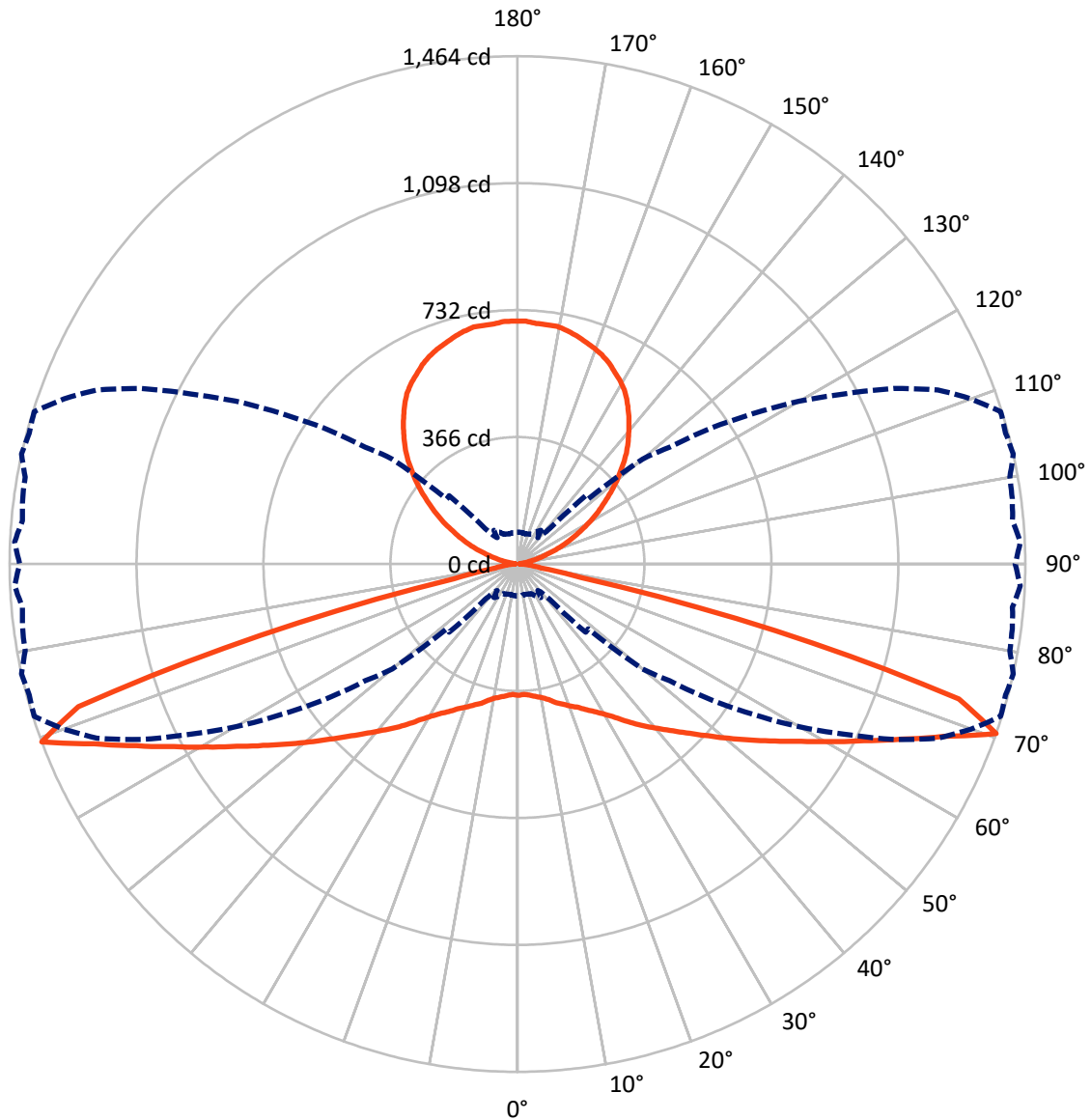


Based on 10 foot mounting height. Maximum calculated value = 3.9 fc
 Type II - Medium - Non-Cutoff

REPORT NUMBER: P227406

CATALOG NUMBER: ISW-AF-600-LED-E1-RW-8030-ULG

Luminous Intensity Polar Plot



— Vertical Plane Through 77.5-Deg Lateral - - - Horizontal Cone Through 70-Deg Vertical

REPORT NUMBER: P227406

CATALOG NUMBER: ISW-AF-600-LED-E1-RW-8030-ULG

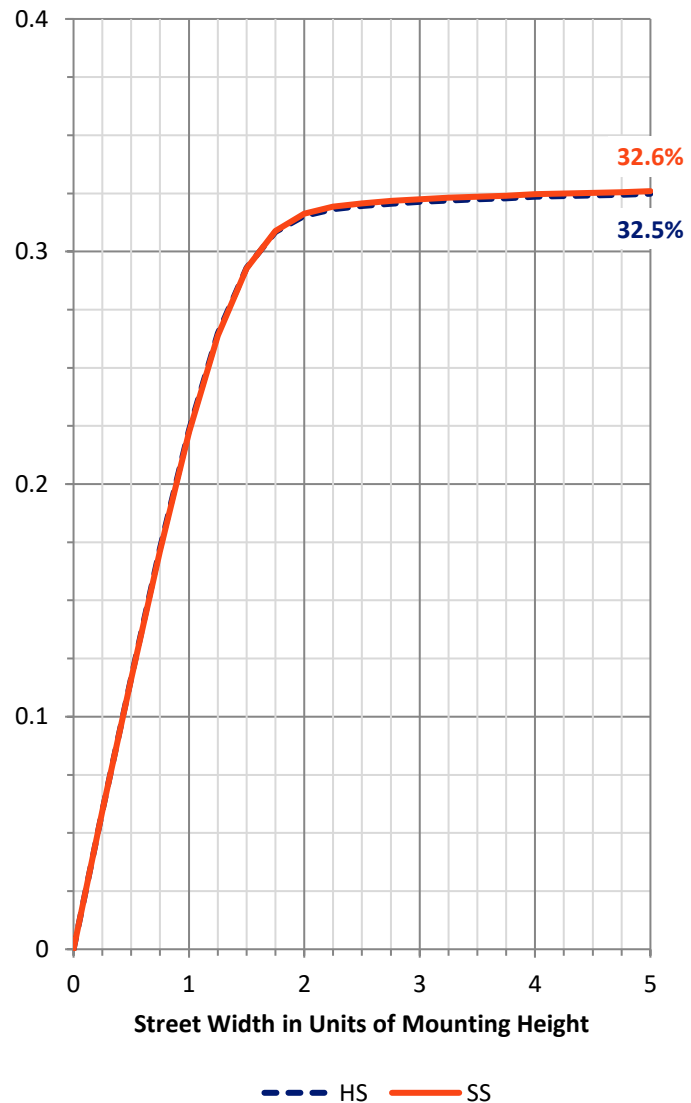
FLUX DISTRIBUTION:

		Downward	Upward	Total
House Side	Lumens	1647.8	867.8	2515.6
	% Fixture	32.8	17.2	50.0
Street Side	Lumens	1647.8	867.8	2515.6
	% Fixture	32.8	17.2	50.0
Total	Lumens	3295.5	1735.7	5031.2
	% Fixture	65.5	34.5	100.0

Coefficient of Utilization

ZONAL LUMENS:

Zone	Lumens	% Fixture
0°-10°	36.6	0.7
10°-20°	114.4	2.3
20°-30°	214.7	4.3
30°-40°	375.3	7.5
40°-50°	611.7	12.2
50°-60°	837.2	16.6
60°-70°	770.1	15.3
70°-80°	301.0	6.0
80°-90°	34.5	0.7
90°-100°	9.8	0.2
100°-110°	57.4	1.1
110°-120°	166.1	3.3
120°-130°	273.2	5.4
130°-140°	336.8	6.7
140°-150°	344.6	6.8
150°-160°	290.3	5.8
160°-170°	191.2	3.8
170°-180°	66.3	1.3
0°-90°	3295.5	65.5
0°-180°	5031.2	100.0



REPORT NUMBER: P227406

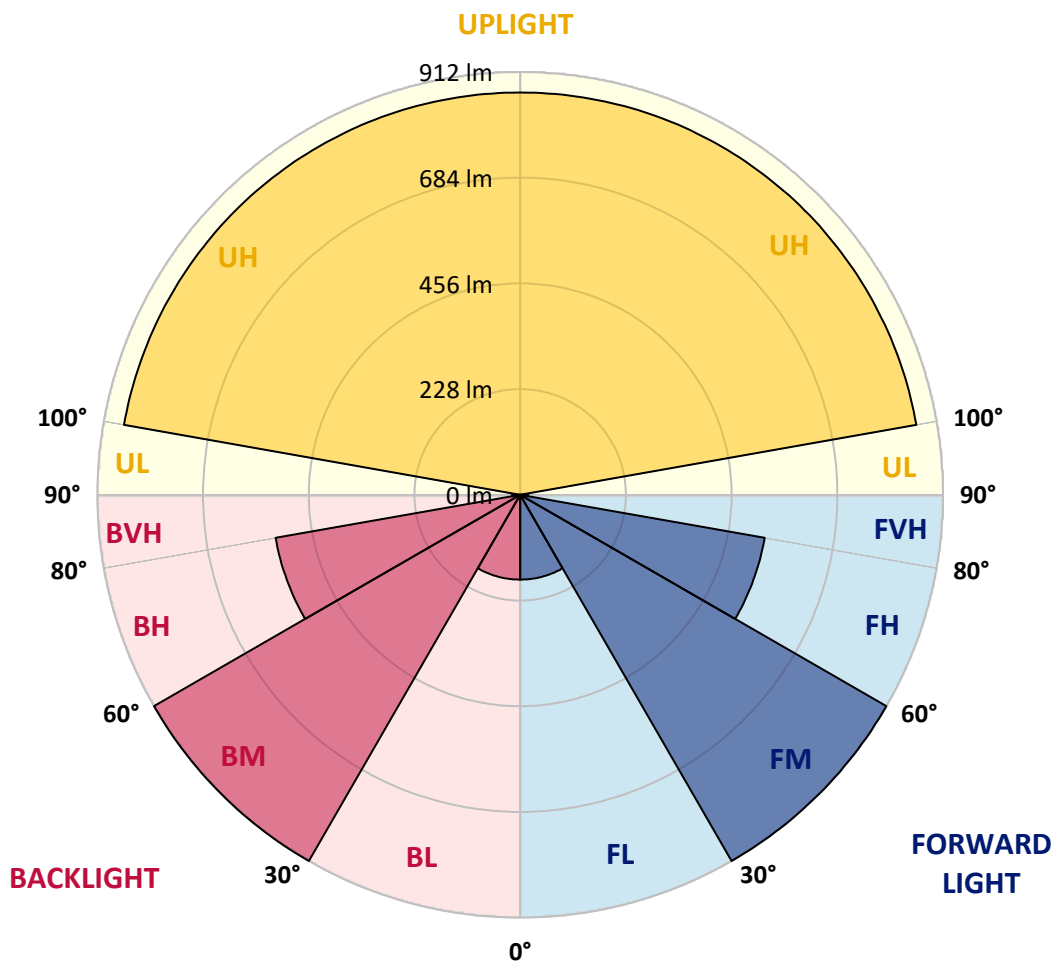
CATALOG NUMBER: ISW-AF-600-LED-E1-RW-8030-ULG

LUMINAIRE CLASSIFICATION SYSTEM LUMEN TABLE AND BUG RATING:

Zone	Lumens	% Fixture	Zone Rating/Lumen Limit		
			B	U	G
FL (0°-30°)	182.9	3.6			
FM (30°-60°)	912.1	18.1			
FH (60°-80°)	535.6	10.6			G0/660
FVH (80°-90°)	17.3	0.3			G1/100
BL (0°-30°)	182.9	3.6	B1/500		
BM (30°-60°)	912.1	18.1	B1/1000		
BH (60°-80°)	535.6	10.6	B2/1000		G2/1000
BVH (80°-90°)	17.3	0.3			G1/100
UL (90°-100°)	9.8	0.2		U1/10	
UH (100°-180°)	867.8	17.2		U4/1000	

BUG Rating: B2-U5-G2

Type II Medium





REPORT NUMBER: P227406

CATALOG NUMBER: ISW-AF-600-LED-E1-RW-8030-ULG

CANDELA DISTRIBUTION (FULL):

	0°	5°	15°	25°	35°	37.5°	40°	42.5°	45°	47.5°	50°
0°	378.5	378.5	378.5	378.5	378.5	378.5	378.5	378.5	378.5	378.5	378.5
2.5°	377.1	376.6	376.6	377.1	378.0	378.5	377.5	378.0	378.0	377.5	379.0
5°	378.0	377.5	378.0	379.0	380.5	381.9	381.4	381.4	381.9	380.9	383.4
7.5°	377.1	376.6	377.5	380.0	383.4	385.3	385.3	385.3	386.3	385.8	388.7
10°	372.7	372.2	374.6	379.0	385.3	386.8	388.2	388.7	391.6	391.6	394.5
12.5°	368.8	369.3	372.7	379.5	389.7	390.1	392.1	394.0	397.9	396.0	401.3
15°	370.3	371.2	375.6	383.8	397.4	396.9	398.4	400.3	406.6	402.3	411.0
17.5°	377.5	379.0	383.8	393.5	407.6	405.2	407.1	410.0	418.3	412.9	423.1
20°	389.2	391.1	396.4	407.1	420.2	417.8	419.7	423.1	432.8	427.5	437.6
22.5°	404.7	406.6	412.4	424.6	438.6	435.7	437.6	440.6	451.2	443.0	455.6
25°	425.5	427.5	433.8	446.4	462.4	459.0	459.9	461.9	473.0	463.3	475.4
27.5°	454.6	456.5	461.9	474.0	489.5	486.6	487.6	489.5	501.1	491.4	502.1
30°	491.4	493.4	498.2	510.3	523.4	520.0	521.5	522.9	533.6	523.9	532.6
32.5°	535.1	534.6	541.8	554.4	566.1	559.8	559.8	559.8	570.0	560.3	567.0
35°	586.4	586.4	593.7	605.8	616.5	609.2	605.8	603.9	615.0	602.9	607.8
37.5°	642.7	640.2	651.4	662.5	672.7	663.5	660.6	658.2	666.4	652.8	655.3
40°	702.3	700.3	712.4	725.0	731.8	719.7	717.3	714.4	723.1	710.0	709.5
42.5°	756.5	755.1	770.6	785.1	793.4	777.9	774.5	771.6	781.3	768.2	765.3
45°	802.6	802.1	820.0	839.9	854.4	838.0	835.5	830.7	840.4	824.4	822.9
47.5°	838.5	836.5	858.3	887.4	910.7	893.7	893.2	889.8	900.0	882.6	880.6
50°	862.7	864.1	887.9	921.8	959.6	943.6	945.1	943.6	958.6	941.2	943.6
52.5°	867.0	870.0	900.5	945.1	997.9	978.5	989.7	994.0	1012.9	997.9	1002.7
55°	815.2	823.4	870.0	947.5	1021.7	1009.5	1023.6	1036.2	1062.8	1050.2	1059.0
57.5°	699.4	716.3	770.1	882.6	1018.7	1025.5	1054.1	1073.5	1106.0	1094.8	1115.2
60°	540.4	552.0	611.6	743.0	925.7	934.9	986.8	1048.3	1122.9	1138.5	1170.4
62.5°	353.8	360.6	418.7	552.0	765.3	768.2	832.6	912.6	1042.0	1075.9	1165.6
65°	175.4	184.7	215.7	317.9	536.0	532.2	602.9	696.4	864.1	901.5	1047.3
67.5°	109.5	111.0	117.3	147.3	268.5	238.4	296.6	394.5	597.6	631.0	816.2
70°	92.1	91.6	90.1	94.5	118.3	96.0	106.1	138.6	278.2	276.7	470.6
72.5°	84.8	83.4	79.5	79.0	82.4	75.6	76.6	78.5	111.5	93.5	181.3
75°	78.0	75.1	70.3	68.8	68.8	63.5	63.5	64.0	72.2	67.9	82.4
77.5°	69.8	66.4	61.6	59.6	57.7	51.9	51.4	51.9	58.2	54.3	61.6
80°	60.1	56.7	53.3	50.4	47.5	42.2	40.7	40.7	46.0	42.2	48.0
82.5°	52.3	48.0	47.0	42.2	37.8	33.0	31.5	29.1	33.9	29.6	35.9
85°	38.8	35.4	44.6	37.3	30.0	26.7	21.3	17.9	21.3	17.4	22.8
87.5°	22.3	20.8	39.3	29.6	26.7	28.6	17.4	12.6	12.1	10.7	12.6
90°	9.4	9.8	13.3	12.4	13.8	10.6	9.0	8.8	9.9	8.9	10.4
92.5°	4.0	4.0	5.0	6.0	6.0	6.0	6.0	6.0	6.0	6.2	6.5
95°	5.0	5.0	6.0	7.0	7.0	7.0	7.0	7.0	7.0	7.0	7.0
97.5°	7.0	7.0	8.0	8.0	9.0	9.0	9.0	9.0	9.0	9.8	10.5
100°	8.0	8.0	9.0	10.0	12.0	14.2	16.5	18.8	21.0	23.0	25.0
102.5°	11.0	11.0	13.0	18.0	27.0	30.2	33.5	36.8	40.0	42.5	45.0
105°	21.0	22.0	27.0	36.0	48.0	51.8	55.5	59.2	63.0	65.2	67.5
107.5°	41.0	42.0	49.0	58.0	73.0	76.8	80.5	84.2	88.0	89.8	91.5
110°	66.0	68.0	74.0	87.0	102.0	105.0	108.0	111.0	114.0	115.5	117.0



REPORT NUMBER: P227406

CATALOG NUMBER: ISW-AF-600-LED-E1-RW-8030-ULG

CANDELA DISTRIBUTION (continued):

	0°	5°	15°	25°	35°	37.5°	40°	42.5°	45°	47.5°	50°
112.5°	99.0	99.0	106.0	121.0	134.0	136.2	138.5	140.8	143.0	144.2	145.5
115°	140.0	139.0	147.0	159.0	168.0	169.5	171.0	172.5	174.0	175.2	176.5
117.5°	184.0	184.0	189.0	197.0	202.0	202.8	203.5	204.2	205.0	206.5	208.0
120°	225.0	223.0	226.0	233.0	237.0	238.5	240.0	241.5	243.0	243.8	244.5
122.5°	263.0	260.0	261.0	267.0	271.0	272.5	274.0	275.5	277.0	277.5	278.0
125°	298.0	294.0	296.0	299.0	305.0	306.2	307.5	308.8	310.0	310.8	311.5
127.5°	330.0	329.0	329.0	333.0	339.0	339.2	339.5	339.8	340.0	341.2	342.5
130°	363.0	361.0	362.0	366.0	370.0	370.5	371.0	371.5	372.0	373.2	374.5
132.5°	396.0	394.0	393.0	401.0	404.0	404.2	404.5	404.8	405.0	406.5	408.0
135°	429.0	426.0	426.0	432.0	435.0	435.5	436.0	436.5	437.0	438.5	440.0
137.5°	460.0	457.0	459.0	460.0	464.0	465.0	466.0	467.0	468.0	469.2	470.5
140°	488.0	485.0	487.0	489.0	491.0	492.5	494.0	495.5	497.0	497.8	498.5
142.5°	518.0	515.0	517.0	518.0	521.0	522.0	523.0	524.0	525.0	525.5	526.0
145°	550.0	546.0	544.0	547.0	550.0	550.2	550.5	550.8	551.0	552.2	553.5
147.5°	575.0	572.0	571.0	574.0	574.0	574.2	574.5	574.8	575.0	576.2	577.5
150°	595.0	592.0	593.0	593.0	593.0	593.0	593.0	593.0	593.0	594.0	595.0
152.5°	611.0	608.0	608.0	609.0	610.0	610.0	610.0	610.0	610.0	610.2	610.5
155°	629.0	625.0	625.0	627.0	630.0	629.5	629.0	628.5	628.0	627.5	627.0
157.5°	646.0	643.0	643.0	644.0	646.0	645.8	645.5	645.2	645.0	644.8	644.5
160°	663.0	660.0	659.0	656.0	655.0	655.0	655.0	655.0	655.0	655.8	656.5
162.5°	673.0	669.0	669.0	665.0	661.0	661.5	662.0	662.5	663.0	664.0	665.0
165°	681.0	678.0	676.0	676.0	673.0	673.0	673.0	673.0	673.0	672.8	672.5
167.5°	690.0	687.0	684.0	686.0	688.0	687.2	686.5	685.8	685.0	683.2	681.5
170°	698.0	695.0	692.0	692.0	693.0	692.5	692.0	691.5	691.0	689.8	688.5
172.5°	699.0	697.0	695.0	693.0	690.0	690.0	690.0	690.0	690.0	689.8	689.5
175°	700.0	698.0	697.0	695.0	691.0	690.8	690.5	690.2	690.0	690.0	690.0
177.5°	707.0	705.0	700.0	699.0	697.0	696.5	696.0	695.5	695.0	694.8	694.5
180°	700.0	700.0	700.0	700.0	700.0	700.0	700.0	700.0	700.0	700.0	700.0



REPORT NUMBER: P227406

CATALOG NUMBER: ISW-AF-600-LED-E1-RW-8030-ULG

CANDELA DISTRIBUTION (continued):

	52.5°	55°	57.5°	60°	62.5°	65°	67.5°	70°	72.5°	75°	77.5°
0°	378.5	378.5	378.5	378.5	378.5	378.5	378.5	378.5	378.5	378.5	378.5
2.5°	377.5	379.0	377.1	379.0	375.6	378.5	376.1	379.0	376.6	379.0	376.1
5°	380.0	383.8	379.5	384.8	378.5	384.8	379.5	385.3	380.5	385.3	380.0
7.5°	383.8	390.6	384.8	391.6	383.8	392.6	385.3	393.5	386.3	394.0	385.8
10°	388.7	397.4	389.7	398.4	389.2	399.4	390.1	400.8	391.1	401.8	391.6
12.5°	393.1	404.2	395.5	407.1	396.9	409.0	398.4	412.0	400.3	414.4	401.3
15°	401.3	415.8	404.7	418.7	407.1	421.2	409.5	425.0	412.0	427.9	414.4
17.5°	412.0	427.9	416.3	430.4	417.8	433.3	420.7	436.2	423.1	439.6	424.6
20°	426.5	442.5	430.4	443.9	431.8	445.9	433.3	447.3	436.2	450.2	437.2
22.5°	443.0	458.0	444.9	458.5	444.9	458.0	445.9	458.5	447.3	460.4	448.8
25°	462.8	476.9	463.8	475.4	461.9	473.5	461.9	473.5	463.3	474.5	465.8
27.5°	490.5	501.1	487.6	497.7	483.2	493.4	481.3	491.4	481.7	491.4	482.7
30°	521.5	531.2	515.7	523.9	507.9	515.7	502.6	511.3	501.1	510.3	503.6
32.5°	555.4	563.2	547.7	554.4	538.0	544.8	530.7	536.5	527.8	533.6	529.2
35°	593.2	601.0	585.0	591.3	574.8	580.6	566.6	569.5	560.7	564.6	560.7
37.5°	638.3	645.1	626.7	632.5	614.5	621.8	604.8	607.8	597.1	599.5	591.8
40°	686.8	694.0	672.2	678.0	655.7	664.0	645.1	647.0	632.5	634.9	622.8
42.5°	739.1	745.9	718.7	723.6	697.4	706.1	683.8	687.7	670.3	672.7	657.2
45°	796.8	800.6	770.6	774.0	742.5	751.2	723.1	730.4	709.5	714.4	696.4
47.5°	850.6	858.3	825.4	828.3	794.3	799.7	767.2	776.9	754.6	761.9	740.1
50°	912.1	917.9	886.4	886.9	854.0	855.9	819.6	829.2	805.0	812.8	789.5
52.5°	975.1	979.0	945.1	948.5	916.0	919.4	883.0	886.9	858.8	865.6	842.8
55°	1036.2	1037.2	1009.1	1008.1	977.5	983.8	943.6	952.3	918.9	926.2	900.5
57.5°	1097.3	1100.6	1074.5	1075.4	1044.9	1049.3	1012.9	1019.2	987.7	996.4	964.5
60°	1161.7	1172.4	1146.7	1150.1	1121.0	1129.7	1085.6	1093.9	1059.5	1073.5	1039.1
62.5°	1202.9	1242.7	1237.8	1243.1	1215.5	1219.9	1174.3	1187.4	1146.2	1156.4	1121.0
65°	1124.4	1221.8	1271.2	1325.5	1327.0	1341.0	1296.9	1301.8	1260.6	1258.2	1216.5
67.5°	916.5	1036.7	1120.0	1231.5	1309.5	1384.7	1411.8	1418.6	1396.3	1372.5	1325.5
70°	553.0	684.3	806.9	938.3	1061.4	1196.6	1311.5	1391.0	1460.3	1456.9	1463.7
72.5°	218.6	327.6	409.5	532.6	654.8	804.5	931.5	1043.5	1162.7	1235.9	1330.9
75°	86.3	113.9	133.3	202.1	260.3	371.7	483.7	544.3	637.8	701.8	767.7
77.5°	62.0	67.9	68.8	80.0	84.3	116.8	136.7	157.5	177.4	190.0	187.6
80°	48.0	51.9	51.9	56.7	56.2	62.5	61.1	66.9	66.4	71.2	67.9
82.5°	35.9	38.3	38.3	42.2	42.2	46.0	45.1	49.0	47.5	50.9	47.5
85°	23.3	25.7	25.7	27.6	26.7	30.5	30.0	33.0	31.5	33.0	30.5
87.5°	13.1	14.5	15.0	16.5	15.0	17.9	17.4	18.9	17.4	18.9	17.9
90°	8.9	9.9	9.4	10.9	10.0	13.4	11.4	13.8	10.5	14.8	10.9
92.5°	6.8	7.0	7.0	7.0	7.0	7.0	6.8	6.5	6.2	6.0	6.0
95°	7.0	7.0	7.2	7.5	7.8	8.0	7.8	7.5	7.2	7.0	7.0
97.5°	11.2	12.0	11.5	11.0	10.5	10.0	9.8	9.5	9.2	9.0	8.8
100°	27.0	29.0	28.2	27.5	26.8	26.0	25.2	24.5	23.8	23.0	22.0
102.5°	47.5	50.0	49.2	48.5	47.8	47.0	45.8	44.5	43.2	42.0	41.2
105°	69.8	72.0	71.5	71.0	70.5	70.0	68.8	67.5	66.2	65.0	64.0
107.5°	93.2	95.0	94.8	94.5	94.2	94.0	93.0	92.0	91.0	90.0	89.2
110°	118.5	120.0	120.2	120.5	120.8	121.0	120.5	120.0	119.5	119.0	118.2



REPORT NUMBER: P227406

CATALOG NUMBER: ISW-AF-600-LED-E1-RW-8030-ULG

CANDELA DISTRIBUTION (continued):

	52.5°	55°	57.5°	60°	62.5°	65°	67.5°	70°	72.5°	75°	77.5°
112.5°	146.8	148.0	148.5	149.0	149.5	150.0	149.8	149.5	149.2	149.0	148.5
115°	177.8	179.0	179.8	180.5	181.2	182.0	181.2	180.5	179.8	179.0	178.5
117.5°	209.5	211.0	212.0	213.0	214.0	215.0	213.8	212.5	211.2	210.0	209.5
120°	245.2	246.0	247.0	248.0	249.0	250.0	248.8	247.5	246.2	245.0	244.5
122.5°	278.5	279.0	280.0	281.0	282.0	283.0	281.8	280.5	279.2	278.0	277.5
125°	312.2	313.0	313.5	314.0	314.5	315.0	313.8	312.5	311.2	310.0	310.0
127.5°	343.8	345.0	345.2	345.5	345.8	346.0	346.0	346.0	346.0	346.0	345.8
130°	375.8	377.0	378.0	379.0	380.0	381.0	381.0	381.0	381.0	381.0	380.5
132.5°	409.5	411.0	412.2	413.5	414.8	416.0	415.5	415.0	414.5	414.0	414.0
135°	441.5	443.0	444.2	445.5	446.8	448.0	447.8	447.5	447.2	447.0	447.8
137.5°	471.8	473.0	473.5	474.0	474.5	475.0	475.2	475.5	475.8	476.0	477.2
140°	499.2	500.0	500.5	501.0	501.5	502.0	502.5	503.0	503.5	504.0	505.2
142.5°	526.5	527.0	528.5	530.0	531.5	533.0	533.0	533.0	533.0	533.0	533.2
145°	554.8	556.0	557.5	559.0	560.5	562.0	561.8	561.5	561.2	561.0	560.2
147.5°	578.8	580.0	581.2	582.5	583.8	585.0	585.2	585.5	585.8	586.0	585.2
150°	596.0	597.0	597.8	598.5	599.2	600.0	600.8	601.5	602.2	603.0	603.8
152.5°	610.8	611.0	611.8	612.5	613.2	614.0	615.0	616.0	617.0	618.0	619.2
155°	626.5	626.0	627.2	628.5	629.8	631.0	632.2	633.5	634.8	636.0	636.5
157.5°	644.2	644.0	645.0	646.0	647.0	648.0	648.5	649.0	649.5	650.0	650.0
160°	657.2	658.0	659.5	661.0	662.5	664.0	663.2	662.5	661.8	661.0	660.8
162.5°	666.0	667.0	668.0	669.0	670.0	671.0	670.8	670.5	670.2	670.0	669.5
165°	672.2	672.0	673.2	674.5	675.8	677.0	677.8	678.5	679.2	680.0	679.5
167.5°	679.8	678.0	679.5	681.0	682.5	684.0	685.0	686.0	687.0	688.0	688.0
170°	687.2	686.0	686.8	687.5	688.2	689.0	690.2	691.5	692.8	694.0	694.5
172.5°	689.2	689.0	689.8	690.5	691.2	692.0	692.5	693.0	693.5	694.0	694.5
175°	690.0	690.0	691.2	692.5	693.8	695.0	695.2	695.5	695.8	696.0	695.5
177.5°	694.2	694.0	695.2	696.5	697.8	699.0	699.5	700.0	700.5	701.0	700.2
180°	700.0	700.0	700.0	700.0	700.0	700.0	700.0	700.0	700.0	700.0	700.0



REPORT NUMBER: P227406

CATALOG NUMBER: ISW-AF-600-LED-E1-RW-8030-ULG

CANDELA DISTRIBUTION (continued):

	80°	82.5°	85°	87.5°	90°
0°	378.5	378.5	378.5	378.5	378.5
2.5°	378.5	377.5	379.5	376.6	379.0
5°	385.3	380.9	386.3	380.9	385.8
7.5°	394.5	387.2	395.0	387.2	395.0
10°	403.2	391.1	403.7	392.1	404.2
12.5°	416.3	401.8	418.3	402.3	418.3
15°	430.9	414.4	432.8	414.9	433.8
17.5°	442.5	426.5	444.4	426.5	444.9
20°	452.2	439.6	454.6	439.6	456.1
22.5°	463.3	454.1	466.2	454.1	469.1
25°	477.9	471.6	481.3	472.5	483.2
27.5°	494.8	490.5	498.2	491.9	500.2
30°	514.7	513.2	517.1	514.2	519.1
32.5°	537.0	540.4	540.4	540.4	542.3
35°	569.5	572.4	572.4	573.3	573.8
37.5°	600.5	605.3	604.8	606.3	606.3
40°	633.0	639.3	639.3	639.3	640.2
42.5°	668.8	675.6	676.6	673.7	675.6
45°	709.0	711.5	713.9	712.4	715.8
47.5°	752.2	754.6	756.5	754.6	759.9
50°	803.1	802.6	807.9	802.6	810.3
52.5°	856.4	860.7	864.1	858.8	864.1
55°	916.5	915.0	926.2	918.9	926.2
57.5°	982.4	982.4	993.5	986.8	995.0
60°	1060.4	1054.1	1069.6	1058.5	1069.6
62.5°	1139.4	1128.3	1145.7	1136.0	1150.6
65°	1230.5	1214.5	1231.0	1218.4	1231.5
67.5°	1322.6	1304.2	1309.5	1303.2	1310.5
70°	1440.9	1438.5	1432.2	1450.6	1434.6
72.5°	1315.8	1343.9	1321.2	1365.3	1335.2
75°	808.4	860.3	888.9	933.9	926.7
77.5°	191.4	170.1	187.6	168.2	189.5
80°	70.8	64.5	67.4	58.6	65.4
82.5°	48.5	42.2	40.7	32.5	34.9
85°	31.0	25.2	23.3	19.4	21.3
87.5°	18.4	14.1	13.1	11.1	11.6
90°	13.3	9.4	10.9	8.0	10.4
92.5°	6.0	6.0	6.0	6.0	6.0
95°	7.0	7.0	7.0	7.0	7.0
97.5°	8.5	8.2	8.0	8.0	8.0
100°	21.0	20.0	19.0	19.0	19.0
102.5°	40.5	39.8	39.0	38.5	38.0
105°	63.0	62.0	61.0	61.0	61.0
107.5°	88.5	87.8	87.0	86.5	86.0
110°	117.5	116.8	116.0	116.5	117.0



REPORT NUMBER: P227406

CATALOG NUMBER: ISW-AF-600-LED-E1-RW-8030-ULG

CANDELA DISTRIBUTION (continued):

	80°	82.5°	85°	87.5°	90°
112.5°	148.0	147.5	147.0	147.0	147.0
115°	178.0	177.5	177.0	177.5	178.0
117.5°	209.0	208.5	208.0	208.5	209.0
120°	244.0	243.5	243.0	243.0	243.0
122.5°	277.0	276.5	276.0	276.5	277.0
125°	310.0	310.0	310.0	310.0	310.0
127.5°	345.5	345.2	345.0	346.0	347.0
130°	380.0	379.5	379.0	379.5	380.0
132.5°	414.0	414.0	414.0	414.5	415.0
135°	448.5	449.2	450.0	450.5	451.0
137.5°	478.5	479.8	481.0	481.5	482.0
140°	506.5	507.8	509.0	510.0	511.0
142.5°	533.5	533.8	534.0	535.0	536.0
145°	559.5	558.8	558.0	559.0	560.0
147.5°	584.5	583.8	583.0	584.0	585.0
150°	604.5	605.2	606.0	608.0	610.0
152.5°	620.5	621.8	623.0	625.5	628.0
155°	637.0	637.5	638.0	639.5	641.0
157.5°	650.0	650.0	650.0	652.5	655.0
160°	660.5	660.2	660.0	663.0	666.0
162.5°	669.0	668.5	668.0	671.0	674.0
165°	679.0	678.5	678.0	680.0	682.0
167.5°	688.0	688.0	688.0	691.0	694.0
170°	695.0	695.5	696.0	698.5	701.0
172.5°	695.0	695.5	696.0	698.5	701.0
175°	695.0	694.5	694.0	696.5	699.0
177.5°	699.5	698.8	698.0	700.0	702.0
180°	700.0	700.0	700.0	700.0	700.0

(END OF REPORT)